

Customizing the Add to Cart button if a product is already in the cart?

This How To pertains specifically to the "If Item In Cart" option available in Bindings tab of the eCart Add To Cart Button dialog. This option allows you to customize what occurs if someone already has added a specific item to their cart, and attempts to do so again.

eCart provides four options to choose from when this occurs:

- [Sum](#) – Adds the item to the cart, summing the total of both items.
- [Ignore](#) – Performs no action
- [Add New](#) – Adds the item to the cart as separate item being purchased.
- [Replace](#) – Add the item to the cart, overwriting the existing duplicate item.



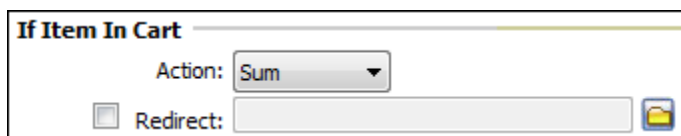
It is important to note that the test for whether the item is in the cart or not is based on the columns that you defined as unique "key" columns in your cart object definition. By default, the ID column is the only key column. Stores that have size and color options would want to make sure that size and color were both marked as key columns when they were added, so that if a second item of a different color were added it would show both instead of incrementing the quantity.

What Do You Need to Start?

- Dreamweaver 8, CS3, or CS4
- eCart 4


Scenario 1: Add Existing Items to Cart

When selling most items, the merchant will want the shopper to be able to click an Add To Cart Button as often as they want, each time it is clicked, another item is added to the cart. This enables your shoppers to purchase the same item over and over while keeping a running tally on how many of each item is stored in the shopping cart.




If Item In Cart

Action:

Redirect: 


Scenario 2: Ignoring additional Add to Cart Button clicks

On some occasions you will not want the shopper to click on the same Add To Cart Button in the same session. This is helpful if you want to lock items in the order they were added and with the options originally specified. This is probably the least often used option since Replace can also be used for unique items and allows more customizing after the original addition.

If Item In Cart
Action:
 Redirect: 

Scenario 3: Adding New Items

In situations where you want the new item added to the cart instead of changing quantity even if all the key columns are identical. For example, you might want to sell items by the pound and allow customers to differentiate individual package sizes. You could also use this option if you wanted to allow for alternate shipping addresses for identical items.

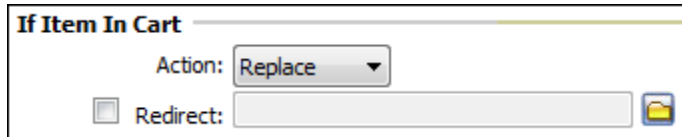
If Item In Cart
Action:
 Redirect: 

Each time the Add To Cart Button is clicked using this setting, the newly-selected item will appear as a new line item in the cart display:

Your Shopping Cart					
Name	Description	Price	Quantity	Delete	Total
Leather loafer	Incredibly soft tumbled leather loafer	\$98.00	<input type="text" value="1"/>	<input type="checkbox"/>	\$98.00
Leather loafer	Incredibly soft tumbled leather loafer	\$98.00	<input type="text" value="1"/>	<input type="checkbox"/>	\$98.00
Leather loafer	Incredibly soft tumbled leather loafer	\$98.00	<input type="text" value="1"/>	<input type="checkbox"/>	\$98.00
Leather loafer	Incredibly soft tumbled leather loafer	\$98.00	<input type="text" value="1"/>	<input type="checkbox"/>	\$98.00
Total				39200	\$392.00
<input type="button" value="UPDATE CART"/>		<input type="button" value="CONTINUE SHOPPING"/>		<input type="button" value="CLEAR CART"/>	
					<input type="button" value="CHECKOUT >>"/>

Scenario 4: Replace Items in the Cart

Sometimes you may want to restrict your shoppers to only one of a particular item, but you want to give them the option to make changes to their custom selections. If you are selling one-of-a-kind items that come with custom features, like hand-made wedding gowns or custom-ordered goods, select the Replace option.



The image shows a configuration panel titled "If Item In Cart". It contains two main settings: "Action" and "Redirect". The "Action" dropdown menu is currently set to "Replace". The "Redirect" checkbox is unchecked, and there is a small folder icon to the right of the text input field.

This option provides the advantage of limiting the shopper to selecting only one of the specific item, but allows them to make changes without having to delete items that are already in the cart.